


POWERSTAR Freezer Truck

User's Manual



POWERSTAR TRUCKS INDUSTRY CO., LIMITED

<http://www.isuzutruckscn.com/>



Freezer Truck

OWNER'S MANUAL

POWERSTAR

Preface

Thank you for purchasing POWERSTAR TRUCKS products. For better using your ISUZU Freezer Truck, get the best operating performance, we strongly suggest that before the operation process you could read this manual instructions carefully, and to manipulate the program handily.


The manual detailed describes the performance of freezer truck, structure, usage, precautions and maintenance of such knowledge. While showing details of the truck, both pictures and description will together help you get better understanding of how to use truck. Before the operation, the skilled operator should carefully read the contents of the manual.

After master the truck performance characteristics, methods of operation and precautions, then could start to operate this refrigerator truck. In order to ensure the staff turnover after the operation, and properly use of the truck. This manual book must be properly kept, shall not be lost and damage.

POWERSTAR

Contents

Chapter 1. General Description.....	5
Chapter 2, Main Technical Data.....	6
Chapter 3, Freezer Truck Structure Components	7
Chapter 4, Freezer Truck Working Principles.....	10
i ,How are the Freezer Truck working?	10
ii ,What is the main component for truck?.....	10
iii, How to operate freezer trucks?. (Very Important)	10



Chapter 1. General Description

POWERSTAR TRUCKS Freezer Truck based on type II ISUZU 4*2 model truck chassis, refrigerator body length could up to 5 meters, mainly used to transport frozen or fresh goods, and the working aerial can be villages, downtowns, cities, and other areas of need.

The vehicle designed to fully rely on the advantages of the original ISUZU 4*2 LHD chassis, fully consider the product's convenience and reliability. The freezer body material is international standard, both internal and external use glass fiber reinforced plastics, in the middle use 80mm polyurethane foam, have good effect for warm preservation. Both door lock and hinge use stainless steel casting, which have good performance and long service life. The freezer truck equipped with English guidance control box for easy operation. Inside of body equipped one set movable bulkhead for multifunction usage. And can cover all customers' frozen or fresh goods transportation requirement.

The ISUZU 4*2 Freezer Truck equipped with 5m length refrigerator body and famous brand CARRIER independent refrigeration units, cabin control box, whole white painting. Therefore, the vehicle is an ideal Refrigerator Truck mainly used for frozen or fresh goods delivery.



(Preview for your ISUZU Freezer Truck)

Chapter 2, Main Technical Data

Basic parameter:

Items		ISUZU Freezer Truck
S I Z E	Outer Dimension (L×W×H) (mm)	7100×2300×3600
	Wheelbase (mm)	4175
Kerb Weight (kg)		5100
G E A R	Gearbox brand	ISUZU
	Model	MLD 6-shift gearbox
	Type	Manual
Cab capacity (includes driver)		2+1
E N G I N	Model	ISUZU 4HK1-TC
	Type	Four cylinder inline, four stroke, turbocharged Inter-cooling, diesel
	Rating Power (kW/HP)	129 / 175

Note: We keep the right to revise the parameters on the list above.

Hook Loader Superstructure basic parameter list

Items		Parameter	
Refrigerator Body	Dimension (mm)	5000*2200*2200	
	Material	External	Glass Fiber Reinforced Plastics
		Middle	8mm Polyurethane Foam
		Internal	Glass Fiber Reinforced Plastics
	Door Lock material		Stainless Steel
	Door Hinge material		Stainless Steel
	Door	Rear	Two Hinged Door
Side		One Hinged Door	
Refrigeration Units	Control Box	Manual Operation Box in Cabin	
	Operation	As Following	
Safety Assurance		Balance valve for safety	

Chapter 3, Freezer Truck Structure Components

Overviews for ISUZU 4*2 freezer truck:



Above picture show the freezer truck dimension for reference; the refrigerator body designed based on requirement, with length can be 5 meters. Both rear and side door for easy operation.

Left View: Refrigerator Units, Convenient side door



CARRIER Refrigerator Units:
Independent, and lowest
temperature could be -18°C

Freezer Body:
Length 5 meter


Side door for
convenient operation

Rear View: Rear Door and inside body movable bulkhead




Rear Door, with whole stainless steel casting parts

(Bulkhead)



Movable bulkhead inside door, with bolt for lock



Freezer truck light Switch: Inside of the body



Control Box in Cabin for easy operation

Right View: Refrigerator Body and external power source



(Socket)



Refrigerated Unit working model one:
External power source, which can make the freezer truck working without fuel

Refrigerated Unit working model two:
Fuel pump, transfer fuel to the refrigerated unit engine and make freezer truck working



Chapter 4, Freezer Truck Working Principles

The operator should fully understand Whole Structure and Working Principle for ISUZU 4*2 Freezer Truck before any operation. Only trained person can operate this vehicle properly and to prevent unnecessary accidents and equipment damage.

i ,How are the Freezer Truck working?

The ISUZU 4*2 Freezer Truck installed independent Carrier Supra 750 refrigerated unit, operate the Control Box in cabin to control the refrigerated unit working, also can use the control box to adjust the temperature in freezer body. Then can be used for frozen and fresh goods transportation.

ii ,What is the main component for truck?

The freezer truck is refitted based on the ISUZU LHD 4*2 chassis. The refit part includes Refrigerator Units, Freezer Body and Operation System.

- Refrigerator Units: Famous Carrier brand, which is used to adjust temperature of the body.
- Freezer Body: 5 meters long body, with middle movable bulkhead, rear hinged door and side door for easy operation.
- Operation system: Control box inside of cabin for easy operation

iii, How to operate freezer trucks?. (Very Important)

As for usage, regular maintenance and troubleshooting, Please kindly refer to the attached specified Manual.